GENERAL NOTES:

1. REFER TO ENLARGED SITE PLANS.
2. REFER TO SHEET SL1.1 FOR LIGHTING FIXTURE SCHEDULE AND CALCULATION SUMMARY.

SITE PLAN - OVERALL SITE- LIGHTING
SL1.0 1" = 60' - 0"

WINDWARD ENGINEERS & CONSULTANTS
1200 5th Avenue, Suite #1300
Seattle, WA 98101
Phone: (717) 233-4502
WWW.WINDWARDEC.COM

NorthPoint DEVELOPMENT
2265 E. MURRAY HOLLADAY RD.
HOLLADAY, UT 84117

FOUNDERS RIDGE
DUPONT, WA

Issue:	No:	Date:
SITE LIGHTING PLANNING		04/28/2021

SITE PLAN - OVERALL SITE - LIGHTING

Proj #: 21.0001256.000 Reviewed By: SDG

SL1.0

Plot Date: 4/28/2021 9:10:49 AM Filename: U:\Windward\Proj\NorthPoint Development, LLC\WA\21.0001256.000-Northpoint Development DuPont\DRAWINGS\MEP\SL1.0-21.0001256.000.dwg User: Abby Jean Gorman Device: None PenTable: _NELSON-FULL.ctb

Calculation Summary							
Label	CalcType	Units	Avg	Max	Min	Avg/Min	Max/Min
Building 1 Parking and Roadway	Illuminance	Fc	0.84	4.1	0.2	4.20	20.50
Building 2 and 3	Illuminance	Fc	0.97	4.4	0.2	4.85	22.00
Building 2 Parking and Roadway	Illuminance	Fc	0.72	2.0	0.2	3.60	10.00
Building 3 Parking and Roadway	Illuminance	Fc	1.08	7.2	0.3	3.60	24.00
Building 4 Parking and Roadway	Illuminance	Fc	0.77	4.1	0.2	3.85	20.50
INTERSECTION #1 AND #2	Illuminance	Fc	2.34	4.4	0.8	2.93	5.50
INTERSECTION #1 AND #3	Illuminance	Fc	3.19	5.1	1.6	1.99	3.19
Proposed Road #1	Illuminance	Fc	0.92	2.8	0.2	4.60	14.00
Proposed Road #2	Illuminance	Fc	0.91	2.3	0.2	4.55	11.50
Proposed Road #3	Illuminance	Fc	0.88	2.1	0.2	4.40	10.50
SITE BOUNDARY	Illuminance	Fc	0.18	1.9	0.0	N.A.	N.A.

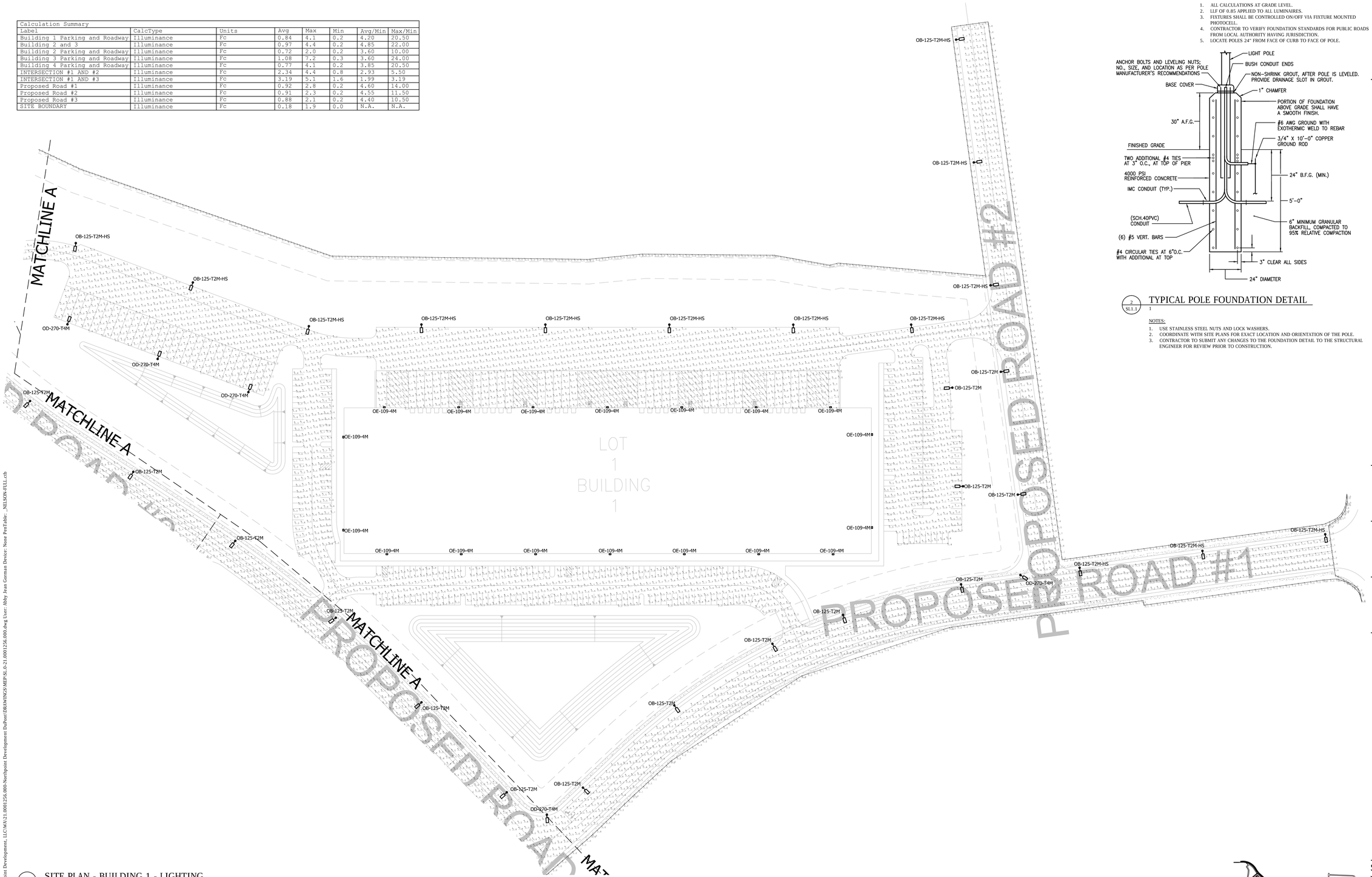

1 SL1.1 SITE PLAN - BUILDING 1 - LIGHTING
1" = 60' - 0"

GENERAL NOTES:

1. ALL CALCULATIONS AT GRADE LEVEL.
2. LLF OF 0.85 APPLIED TO ALL LUMINAIRES.
3. FIXTURES SHALL BE CONTROLLED ON/OFF VIA FIXTURE MOUNTED PHOTOCELL.
4. CONTRACTOR TO VERIFY FOUNDATION STANDARDS FOR PUBLIC ROADS FROM LOCAL AUTHORITY HAVING JURISDICTION.
5. LOCATE POLES 24" FROM FACE OF CURB TO FACE OF POLE.

2 SL1.1 TYPICAL POLE FOUNDATION DETAIL
1

NOTES:

1. USE STAINLESS STEEL NUTS AND LOCK WASHERS.
2. COORDINATE WITH SITE PLANS FOR EXACT LOCATION AND ORIENTATION OF THE POLE.
3. CONTRACTOR TO SUBMIT ANY CHANGES TO THE FOUNDATION DETAIL TO THE STRUCTURAL ENGINEER FOR REVIEW PRIOR TO CONSTRUCTION.

LIGHTING FIXTURE SCHEDULE

FIXTURE TYPE	MANUFACTURER AND MODEL NUMBER	DESCRIPTION	LAMP	MOUNTING	VOLTAGE	REMARKS
OB-125-T2M-HS	DSX1-LED-P4-40K-T2M-MVOLT-XX-PIRH1FC3V-HS-XX	POLE MOUNT LUMINAIRE, FULL CUTOFF, TYPE 2M DISTRIBUTION WITH INTEGRAL PIR AND DAYLIGHT SENSOR. FIXTURE SHALL BE SUPPLIED WITH HOUSE-SIDE SHIELD.	14,532 LUMENS 125 WATTS, 4000 K CCT	POLE	120-277V	FINISH TO BE SELECTED BY ARCHITECT. COORDINATE POLE SPECIFICATIONS WITH FIXTURE MOUNTING OPTIONS. MOUNT BOTTOM OF FIXTURE AT 30'-0" AFG.
OB-125-T2M	DSX1-LED-P4-40K-T2M-MVOLT-XX-PIRH1FC3V-X-XX	POLE MOUNT LUMINAIRE, FULL CUTOFF, TYPE 2M DISTRIBUTION WITH INTEGRAL PIR AND DAYLIGHT SENSOR.	14,532 LUMENS 125 WATTS, 4000 K CCT	POLE	120-277V	FINISH TO BE SELECTED BY ARCHITECT. COORDINATE POLE SPECIFICATIONS WITH FIXTURE MOUNTING OPTIONS. MOUNT BOTTOM OF FIXTURE AT 30'-0" AFG.
OC-109-2M	DSXW2-LED-30C-1000-40K-T2M-MVOLT-PIRH1FC3V-X-XX	WALL MOUNT LUMINAIRE, FULL CUTOFF, TYPE 2M DISTRIBUTION WITH INTEGRAL PIR AND DAYLIGHT SENSOR.	10,936 LUMENS 109 WATTS, 4000 K CCT	WALL	120-277V	FINISH TO BE SELECTED BY ARCHITECT. MOUNT BOTTOM OF FIXTURE AT 30'-0" AFG.
OD-270-T4M	DSX2-LED-P4-40K-T4M-MVOLT-PIRH1FC3V-X-XX	POLE MOUNT LUMINAIRE, FULL CUTOFF, TYPE 4M DISTRIBUTION WITH INTEGRAL PIR AND DAYLIGHT SENSOR.	32,684 LUMENS 270 WATTS, 4000 K CCT	POLE	120-277V	FINISH TO BE SELECTED BY ARCHITECT. COORDINATE POLE SPECIFICATIONS WITH FIXTURE MOUNTING OPTIONS. MOUNT BOTTOM OF FIXTURE AT 30'-0" AFG.
OE-109-4M	DSXW2-LED-30C-1000-40K-T4M-MVOLT-PIRH1FC3V-X-XX	WALL MOUNT LUMINAIRE, FULL CUTOFF, TYPE 4M DISTRIBUTION WITH INTEGRAL PIR AND DAYLIGHT SENSOR.	11,129 LUMENS 109 WATTS, 4000 K CCT	WALL	120-277V	FINISH TO BE SELECTED BY ARCHITECT. MOUNT BOTTOM OF FIXTURE AT 30'-0" AFG.
OF-540-T4M-BTB	DSX2-LED-P4-40K-T4M-MVOLT-PIRH1FC3V-X-XX	POLE MOUNT LUMINAIRE, FULL CUTOFF, TYPE 4M DISTRIBUTION WITH INTEGRAL PIR AND DAYLIGHT SENSOR.	QTY OF (2): 32,684 LUMENS 270 WATTS, 4000 K CCT	POLE	120-277V	CONTRACTOR TO INSTALL (2) POLE MOUNT LUMINAIRES MOUNTED ON A SINGLE POLE AT 180 DEGREE ANGLE. FINISH TO BE SELECTED BY ARCHITECT. COORDINATE POLE SPECIFICATIONS WITH FIXTURE MOUNTING OPTIONS. MOUNT BOTTOM OF FIXTURE AT 30'-0" AFG.

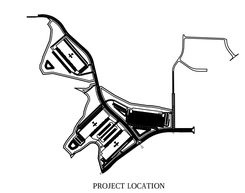

PROJECT LOCATION

Key Plan:

WINDWARD ENGINEERS & CONSULTANTS
1200 5th Avenue, Suite #1300
Seattle, WA 98101
Phone: (717) 233-4502
WWW.WINDWARDEC.COM

NorthPoint DEVELOPMENT
2265 E. MURRAY HOLLADAY RD.
HOLLADAY, UT 84117

FOUNDERS RIDGE
DUPONT, WA

Issue:	No:	Date:
SITE LIGHTING PLANNING		04/28/2021

SITE PLAN - BUILDING 1 - LIGHTING

Proj #: 21.0001256.000 Reviewed By: SDG

SL1.1

Plot Date: 4/28/2021 9:11:11 AM Filename: U:\Windward\Proj\NorthPoint Development, LLC\WA\21.0001256.000-Northpoint Development DuPont\DRAWINGS\MEP\SL-0-21.0001256.000.dwg User: Abby Jean German Device: None PenTable: _NELSON-FULL.ctb

GENERAL NOTES:

1. ALL CALCULATIONS AT GRADE LEVEL.
2. LLF OF 0.85 APPLIED TO ALL LUMINAIRES.
3. FIXTURES SHALL BE CONTROLLED ON/OFF VIA FIXTURE MOUNTED PHOTOCELL.
4. REFER TO SHEET SL1.1 FOR LIGHTING FIXTURE SCHEDULE AND CALCULATION SUMMARY.
5. CONTRACTOR TO VERIFY FOUNDATION STANDARDS FOR PUBLIC ROADS FROM LOCAL AUTHORITY HAVING JURISDICTION.
6. LOCATE POLES 24" FROM FACE OF CURB TO FACE OF POLE.

WINDWARD
ENGINEERS & CONSULTANTS

1200 5th Avenue, Suite #1300
Seattle, WA 98101
Phone: (717) 233-4502
WWW.WINDWARDEC.COM

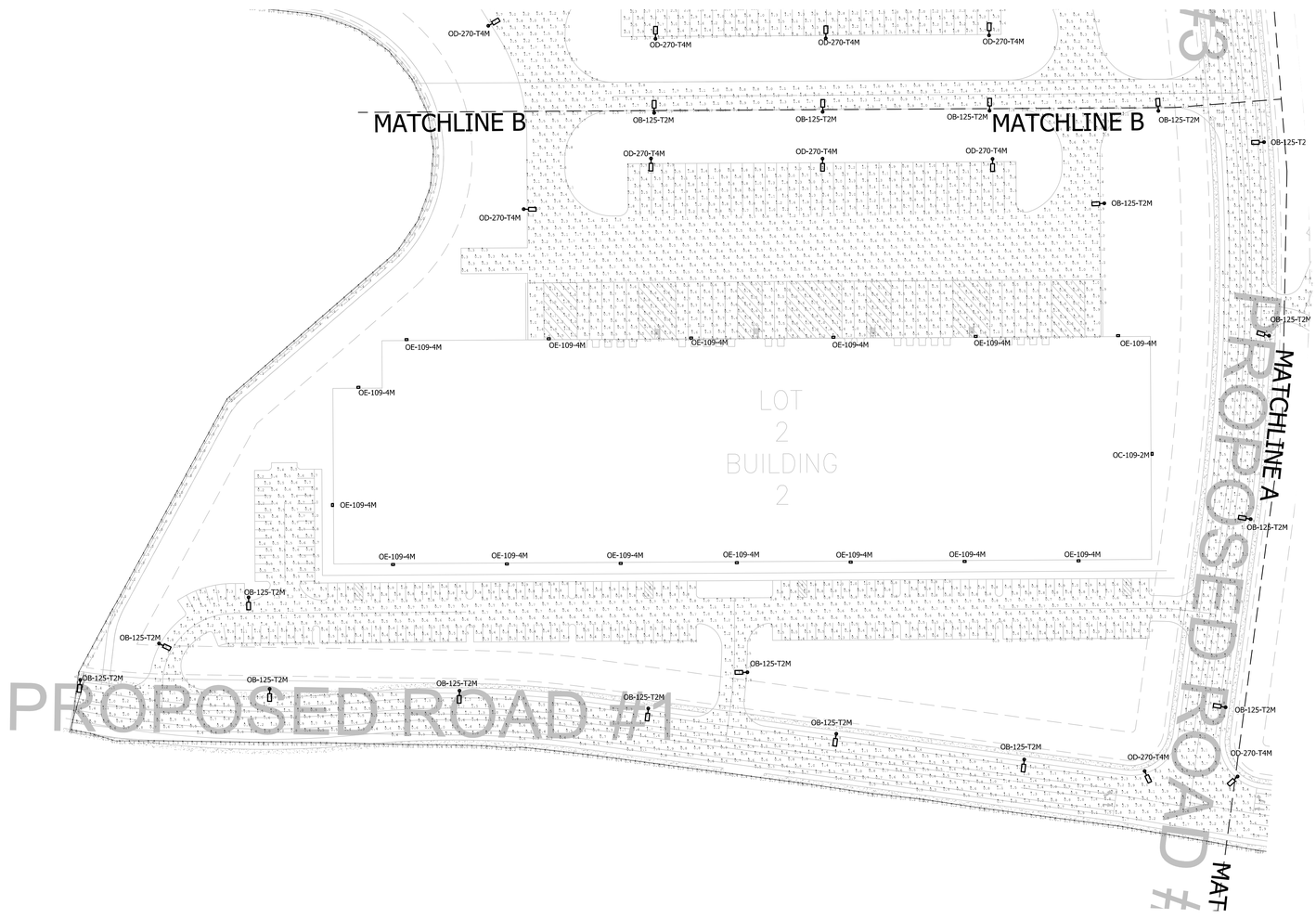

1 SL1.2 SITE PLAN - BUILDING 2 - LIGHTING
1" = 60' - 0"

NorthPoint DEVELOPMENT
2265 E. MURRAY HOLLADAY RD.
HOLLADAY, UT 84117

FOUNDERS RIDGE
DUPONT, WA

Issue:	No:	Date:
SITE LIGHTING PLANNING		04/28/2021

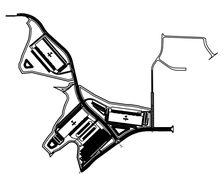

PROJECT LOCATION

Key Plan:

SITE PLAN -
BUILDING 2 - LIGHTING

Proj #: 21.0001256.000 Reviewed By: SDG

SL1.2

Plot Date: 4/28/2021 9:11:27 AM Filename: U:\Windward\Proj\NorthPoint Development, LLC\WA\21.0001256.000-Northpoint Development DuPont\DRAWINGS\MEP\SL\0-21.0001256.000.dwg User: Abby Jean Gorman Device: None PenTable: _NELSON-FULL.ctb

GENERAL NOTES:

1. ALL CALCULATIONS AT GRADE LEVEL.
2. LLF OF 0.85 APPLIED TO ALL LUMINAIRES.
3. FIXTURES SHALL BE CONTROLLED ON/OFF VIA FIXTURE MOUNTED PHOTOCELL.
4. REFER TO SHEET SL1.1 FOR LIGHTING FIXTURE SCHEDULE AND CALCULATION SUMMARY.
5. CONTRACTOR TO VERIFY FOUNDATION STANDARDS FOR PUBLIC ROADS FROM LOCAL AUTHORITY HAVING JURISDICTION.
6. LOCATE POLES 24" FROM FACE OF CURB TO FACE OF POLE.

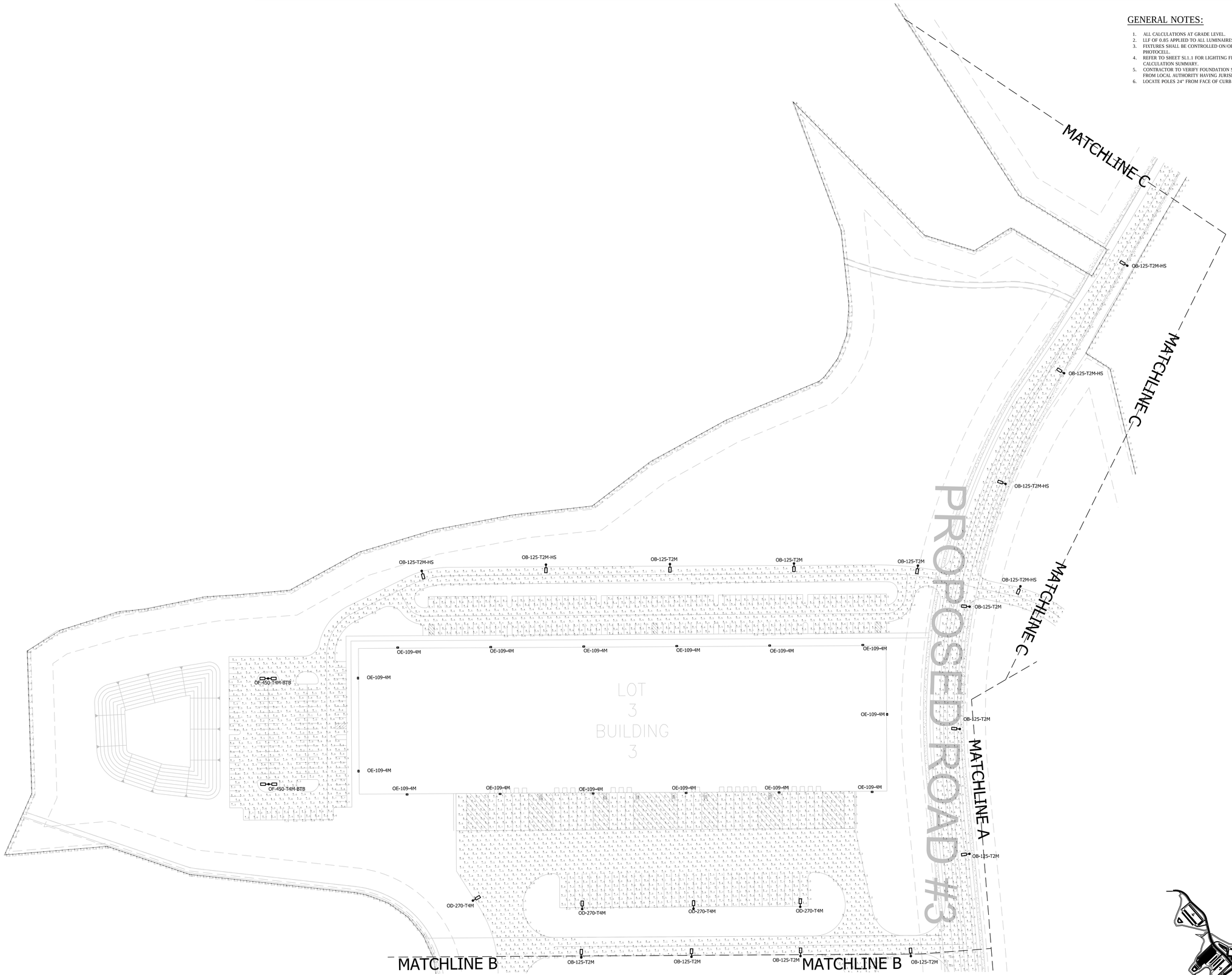

1 SL1.3 SITE PLAN - BUILDING 3 - LIGHTING
1" = 60' - 0"

WINDWARD ENGINEERS & CONSULTANTS
1200 5th Avenue, Suite #1300
Seattle, WA 98101
Phone: (717) 233-4502
WWW.WINDWARDEC.COM

NorthPoint DEVELOPMENT
2265 E. MURRAY HOLLADAY RD.
HOLLADAY, UT 84117

FOUNDERS RIDGE
DUPONT, WA

Issue:	No:	Date:
SITE LIGHTING PLANNING		04/28/2021

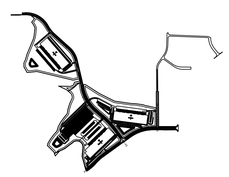

PROJECT LOCATION

Key Plan:

SITE PLAN -
BUILDING 3 - LIGHTING

Proj #: 21.0001256.000 Reviewed By: SDG

SL1.3

Plot Date: 4/28/2021 9:11:46 AM Filename: U:\Windward\Proj\NorthPoint Developments, LLC\WA\21.0001256.000-Northpoint Development DuPont\DRAWINGS\MEP\SL-0-21.0001256.000.dwg User: Abby Jean German Device: None PenTable: _NELSON-FULL.ctb

GENERAL NOTES:

1. ALL CALCULATIONS AT GRADE LEVEL.
2. LLF OF 0.85 APPLIED TO ALL LUMINAIRES.
3. FIXTURES SHALL BE CONTROLLED ON/OFF VIA FIXTURE MOUNTED PHOTOCELL.
4. REFER TO SHEET SL1.1 FOR LIGHTING FIXTURE SCHEDULE AND CALCULATION SUMMARY.
5. CONTRACTOR TO VERIFY FOUNDATION STANDARDS FOR PUBLIC ROADS FROM LOCAL AUTHORITY HAVING JURISDICTION.
6. LOCATE POLES 24" FROM FACE OF CURB TO FACE OF POLE.

WINDWARD
ENGINEERS & CONSULTANTS

1200 5th Avenue, Suite #1300
Seattle, WA 98101
Phone: (717) 233-4502
WWW.WINDWARDEC.COM

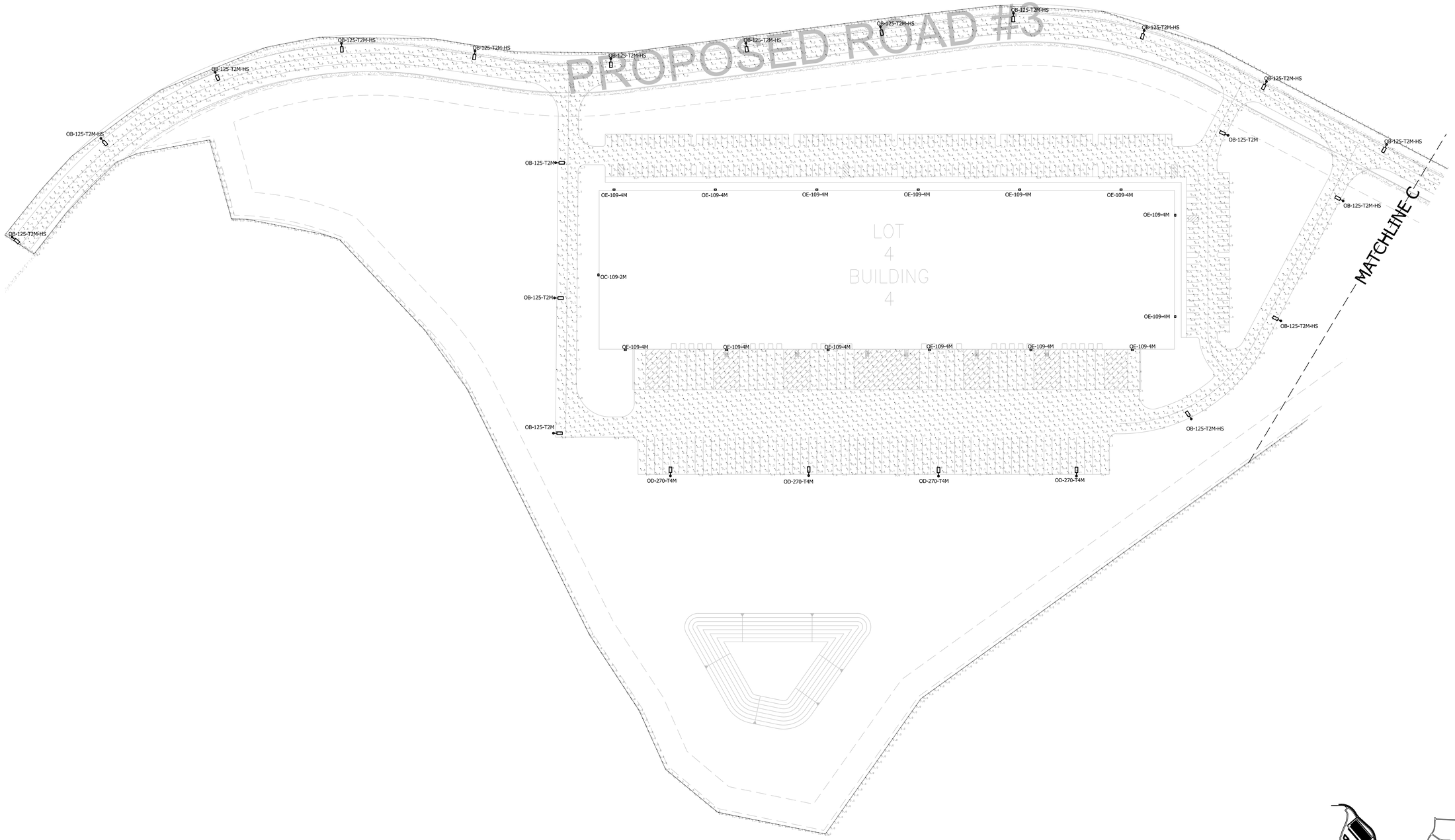

1 SL1.4 SITE PLAN - BUILDING 4 - LIGHTING
1" = 60' - 0"

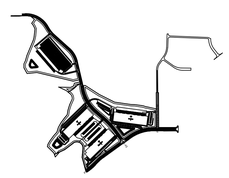

PROJECT LOCATION

Key Plan:

NorthPoint DEVELOPMENT
2265 E. MURRAY HOLLADAY RD.
HOLLADAY, UT 84117

FOUNDERS RIDGE
DUPONT, WA

Issue:	No:	Date:
SITE LIGHTING PLANNING		04/28/2021

SITE PLAN -
BUILDING 4 - LIGHTING

Proj #: 21.0001256.000 Reviewed By: SDG

SL1.4

Plot Date: 4/28/2021 9:12:02 AM Filename: U:\Windward\Proj\NorthPoint Development, LLC\WA\21.0001256.000-Northpoint Development DuPont\DRAWINGS\MEP\SL\0-21.0001256.000.dwg User: Abby Jean German Device: None PenTable: _NELSON-FULL.ctb